


INTERNET SAFETY TIPS

Most children and teenagers have or will soon have access to social media and staying safe online has never been more important.

Here are a few tips for internet safety. Remember if it doesn't feel right it probably isn't.


- Set your profile to **PRIVATE** on all social media sites, apps and chat rooms
- Do not give out your address, telephone number, parent's work address or telephone number and even your school name without your parent's permission
- Do not accept 'Friend' requests from people you do not personally know - even if it's a friend of a friend
- Have a strong password - a combination of upper and lower cases and symbols

Keep your
password a
secret - don't
even tell your
friends



REMEMBER
It's easy for a person to lie about their identity online. Don't accept friend requests from anyone you don't know. Even if it's a friend of a friend

INTERNET SAFETY TIPS




REMEMBER
Always tell
someone on your
safety network
if you see
something you
know is wrong or
makes you
uncomfortable

Don't upload photos
or tag your 'Friends'
in posts on social
media - without
asking for their
permission first



- Be careful who you speak to online
- a person can pretend to be someone they are not
- Tell your friends to ask for permission before they tag
or upload a photo of you on any social media site
- Always tell someone on your safety network if you
see something you know is wrong or makes you
uncomfortable
- Never meet someone you have met online unless you
discuss it with your parents and an adult goes with you



REMEMBER
Never agree to meet someone
you have met online. A person
can pretend to be someone
they are not. Always ask your
parent's for permission and
always bring an adult